The image features a decorative header and footer consisting of a series of colored rectangular segments in shades of orange, light blue, teal, red, and purple. The main content is centered on a white background.

Welcome to the  
Mid-term Teacher Meetup!

# Today's Objectives

01

Get to know each other 😊

02

Share teaching strategies

03

Diagnose teaching problems as a group

# Get To Know Each Other – 2 Mins!

Please rename yourself so others know who you are

First Name - Level You Teach, What You Teach (ESL/GED), When You Teach (AM/PM)

Mark - 2, ESL, AM

# New Teacher To Do List

## Have you completed your onboarding tasks?

- Submit your **Volunteer Application**
- Digitally Sign and Send your **Volunteer Waiver & Release**
- Send a **Picture & Biography** for the student website  
*Please let your coordinator know if you prefer to opt out of this*
- Create an **Introduction Slide** to share with students  
*No need to share this slide with your coordinator*

**Refer to the New Volunteers page for full details**

Questions? Please ask your coordinator via Remind or email

AM Coordinator: Mark [mhanson@clues.org](mailto:mhanson@clues.org) / PM Coordinator: Trisha [tmcintyre@clues.org](mailto:tmcintyre@clues.org)

# New Teacher To Do List

## Have you started your required teacher trainings?

- These trainings are **required** by the Minnesota Department of Education
- Start working on **Modules 1-4** and the **Targeted Trainings** *as soon as possible*
- Forward your **Continuing Education Units (CEUs)** to your coordinator after completion of each course

**Refer to the Teacher Training page for full details**

Questions? Please ask your coordinator via Remind or email

AM Coordinator: Mark [mhanson@clues.org](mailto:mhanson@clues.org) / PM Coordinator: Trisha [tmcintyre@clues.org](mailto:tmcintyre@clues.org)

# Reminders

End of Term: Thurs,  
August 15th

NO CLASSES:  
July 4-5

End of Term  
Gathering at CLUES  
St. Paul: Sat, Aug.  
17<sup>th</sup> 11am-1pm

Fall Term  
September 16 –  
December 20

Let your coordinator  
know your winter  
volunteer plans asap

Feedback survey will  
be sent closer to  
end of term.

THANK  
YOU



# ESTABLISHING A ROUTINE



# Kahoot!



**Mandatos formales (usted, ustedes)**



I ask, *class*, what is the day? And date?



I review class objectives – what will we do today?



Warm-up: review of last day's grammar/vocab (Kahoot)

# What is your daily routine?

In breakout rooms, discuss what your routine is with students. As a group, come up with a list of 3-5 things you would suggest to other teachers and report back to group. Use Google Doc to record responses.

Ideas: warm-ups, activities, approaches to teaching, student engagement, tech-check, etc.


*Comprehensible Input:  
Providing language that the  
students can understand.*




"Okay,  
so after you  
draft  
the first paragraph

of your analysis

you =f !  
m& should Bridge?  
but w/ @gg twice?  
&d&ff don't @gg  
@#?? curr?  
kitten? summary  
trech..? yx\$\*; an  
Butter? write



What strategies do you use to make your lessons more comprehensible?

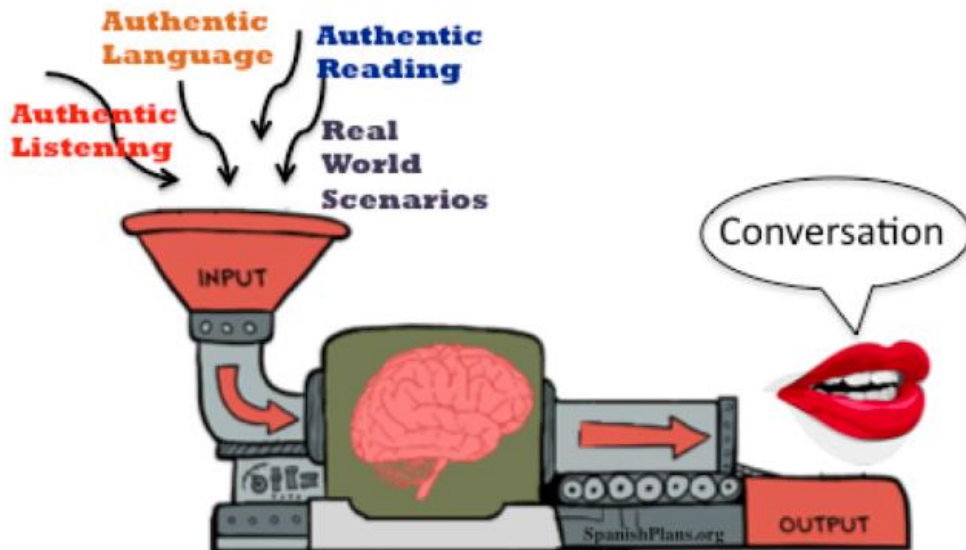
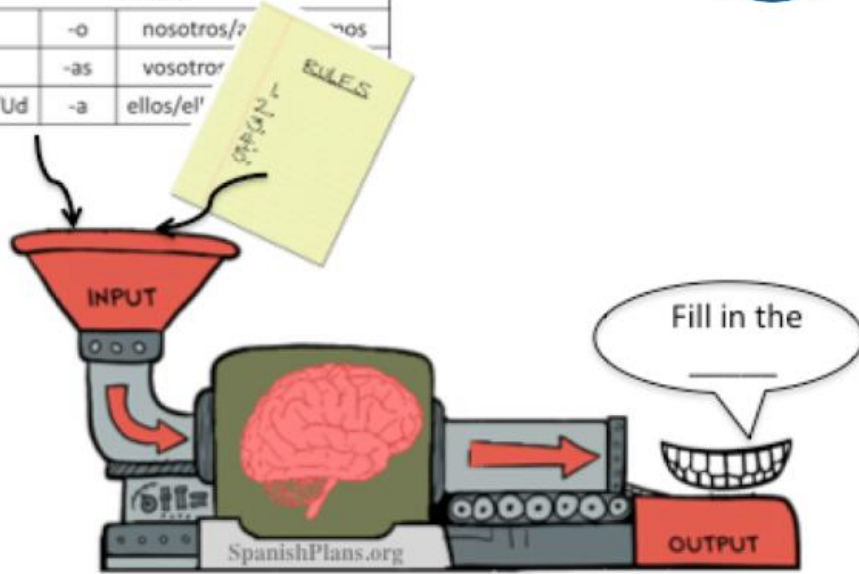


What do you do if you can tell a student doesn't understand something?

The **input** you put in leads to the **output** you get out

SPANISH  
PLANS.  
ORG

-ar verbs			
yo	-o	nosotros/?	-os
tú	-as	vosotros	-is
él/ella/Ud	-a	ellos/ell	-os

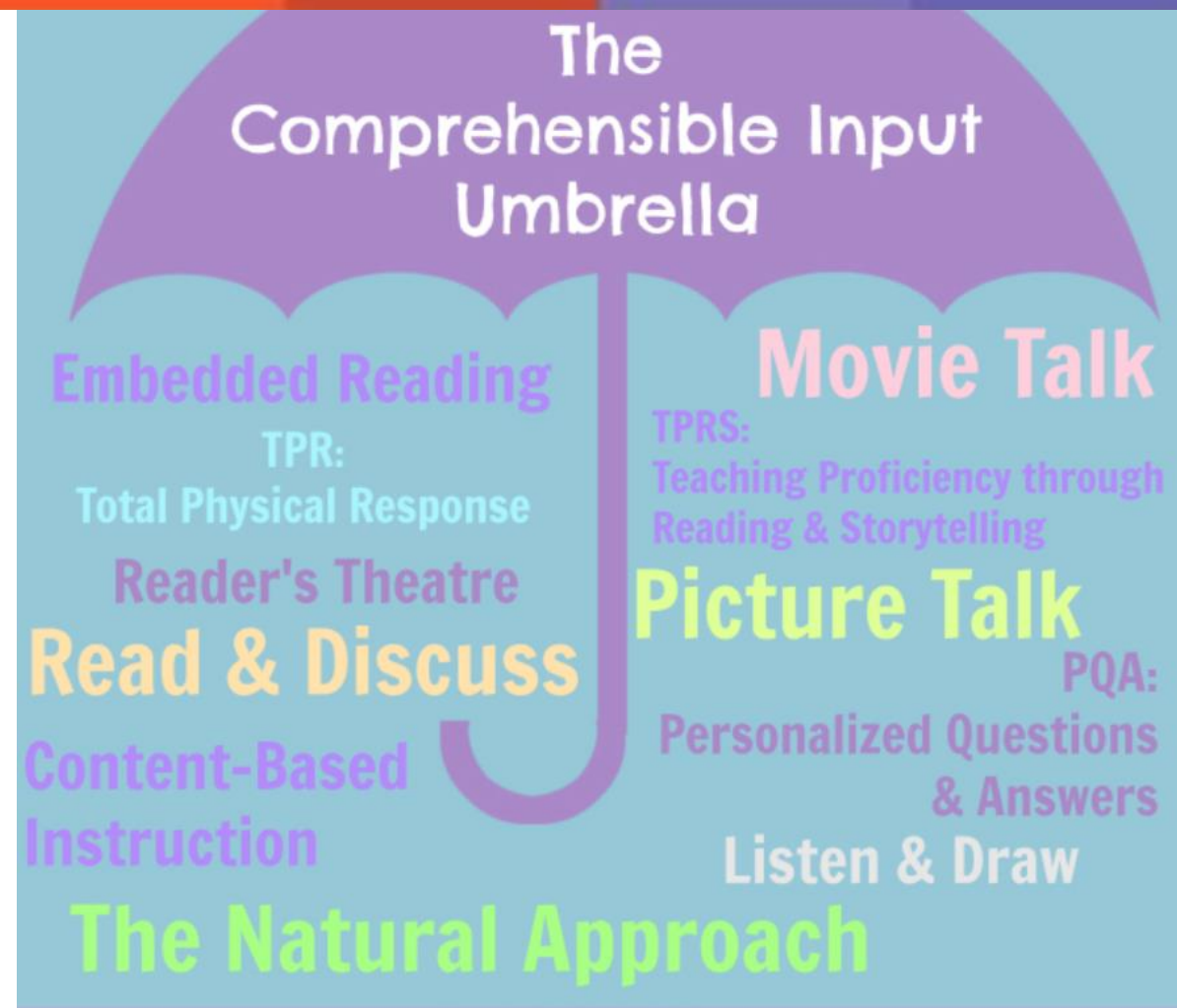


“You can’t get water out of a dry sponge”

A flood of input before a drop of output

Input needs to  
be R.I.C.H.


Repetitive  
Interesting  
Comprehensible  
High-frequency



# Edpuzzle.com

- Insert questions into videos
- Comprehension checks
- Provides extra input
- Visual aid
- Cultural component

Bomba Estéreo - Soy Yo (Official Video)



¿Qué deporte juegan los chicos?

- Juegan al tenis
- Juegan al voleibol
- Juegan al fútbol americano
- Juegan al básquetbol
- Juegan al fútbol

01:12 / 02:53

Submit Skip

The image shows a YouTube video player interface. The video title is 'Bomba Estéreo - Soy Yo (Official Video)'. The video content shows three people playing basketball on an outdoor court. A question overlay is present: '¿Qué deporte juegan los chicos?' (What sport do the boys play?). Below the question are five radio button options: 'Juegan al tenis', 'Juegan al voleibol', 'Juegan al fútbol americano', 'Juegan al básquetbol', and 'Juegan al fútbol'. The video player includes a progress bar, a play button, and a volume icon. The current time is 01:12 and the total duration is 02:53. There are 'Submit' and 'Skip' buttons on the right side of the player.





In breakout rooms, discuss:

- What you do if students aren't participating/understanding?
- What you do if you run out of slides?
- Other problems arise

Record answers on Google Doc and report back on your solutions and strategies for confronting these issues.



# What helps students understand?

Visual aids

Gestures

Repetition

Key words translated

Cognates

Build off prior knowledge

Tone of voice

Sentence frames (I will \_\_\_\_\_ tomorrow)

Pre-teach vocab

¿?